



FIRE AND POLICE RETIREE HEALTH CARE FUND, SAN ANTONIO



Minutes of the Meeting of the Board of Trustees of the Fire and Police Retiree Health Care Fund, San Antonio July 20, 2010

PRESENT: Henry Trevino, Fire Department Retiree Representative;
Robert Martinez, Police Department Representative;
Gerald P. Clancy, Police Department Retiree Representative;
Michael Despres, Police Department Representative; and
Andrew Estrada, Fire Department Representative.

ABSENT: Doug Berry, Fire Department Representative;
Art Hall, representing the Mayor of the City of San Antonio;
Councilperson Justin Rodriguez, City of San Antonio; and
Councilperson Philip Cortez, City of San Antonio.

OTHERS PRESENT: James Bounds, Executive Director,
Cecilia Puga Retiree Health Care; and
Frank Burney, Martin & Drought, P.C.

At 9:30 a.m., Chair Martinez called the meeting to order. The roll was called, and a quorum was declared present. The minutes from the meeting held on May 18, 2010 were reviewed and unanimously approved upon motion by Trustee Despres and second by Trustee Clancy.

EXECUTIVE

SESSION: Executive Session: The Board adjourned into Executive Session at 10:05 a.m. pursuant to state law to discuss with counsel legal issues relating to Orozco lawsuit and real estate matters. The Executive Session adjourned at 10:31 a.m.

ACTION ITEMS:

1. Investments:
 - a. ICC Capital. Trustee Despres reported on a site visit to ICC Capital, with a favorable report.
 - b. Next Meeting. August 3, 2010 at 9:00 a.m.

2. Personnel/ Audit: Diana Casas retired in June 2010 and Debra Silva has replaced her without problems.

3. Benefits:

a. PTRx. PTRx reported on expenditures for drug usage by the membership. While progress continues in percentage of generic drug usage, the largest expense by far is "brand" drug usage. "Brand" drug costs continue to increase by 10% annually, while generic drug costs generally are falling. There is a need to continue to advocate membership on benefits of generic vs. brand usage. PTRx will draft a letter to the membership on Health Fund letterhead advocating greater generic usage. (Retiree Association will also forward information).

4. Legislative: None.

5. Administrative Report:

a. Expenses: Mr. Bounds presented the expenditures for the Fund. Upon motion by Trustee Trevino and second by Trustee Despres, a list of expenses and claims and the Financial Report were unanimously approved by the Board for May and June, 2010.

b. Parkway Building: Mr. Bounds reported on possible lease in new building acquired by Pension Fund. Board instructed Mr. Bounds to negotiate the terms of a lease for consideration by the Board.

c. Contribution Rates: Mr. Bounds is waiting on contribution rates by COSA for FY 2010-2011 for actuarial review.

6. Consultant Report:

a. Legal: Mr. Burney reported on issues raised at recent NAPPA conference; New York Investment Manager Policy; SEC "Pay to Play" rules; COSA RFPs on wellness and retiree benefits; Standards of Conduct; and pending legal issues.

b. Actuarial: No report.

7. Educational Opportunities:

Upon motion by Trustee Despres and second by Trustee Estrada, the Board approved attendance at any of the following educational opportunities:

- IFEBP Benefit Communication and Technology Institute

- TEXPERS 2010 Summer Education Forum
- IFEBP 56th Annual Employee Benefits Conference

8. Other Matters Requiring Board Action: None.
9. Members to be Heard: None.
10. Next Meeting: The next regularly scheduled meeting will be August 24, 2010 at 9:00 a.m.

ADJOURNMENT: The meeting adjourned at 10:31 a.m. for lack of a quorum.

Enclosures

- Financial Statement
- List of approved claims and expenses
- Representative Sample of Brand Drug Cost Increases
- Agenda



FIRE AND POLICE RETIREE HEALTH CARE FUND, SAN ANTONIO

Minutes of Executive Session – Board Meeting Fire and Police Retiree Health Care Fund, San Antonio July 20, 2010

PRESENT: Henry Trevino, Fire Department Retiree Representative;
Robert Martinez, Police Department Representative;
Gerald P. Clancy, Police Department Retiree Representative;
Michael Despres, Police Department Representative; and
Andrew Estrada, Fire Department Representative.

ABSENT: Doug Berry, Fire Department Representative;
Art Hall, representing the Mayor of the City of San Antonio;
Councilperson Justin Rodriguez, City of San Antonio; and
Councilperson Philip Cortez, City of San Antonio.

**OTHERS
PRESENT:** James Bounds, Executive Director; and
Cecilia Puga Retiree Health Care; and
Frank Burney, Martin & Drought, P.C.

**EXECUTIVE
SESSION:** Executive Session: Pursuant to state law, the Board recessed to Executive Session at 10:05 a.m. to discuss attorney-client matters relating to Orozco lawsuit.

ADJOURNMENT: There being no further business, the Executive Session adjourned at 10:31 a.m.

W:\CORP\FBB\HBT\MINUTES 10\EXECUTIVE\EXE 7-20-10 MINS.doc

F&P Retiree Health Care Fund
Statement of Plan Net Assets
June 30, 2010

June 30, 2010 September 30, 2009

ASSETS

Cash - City	\$	0.00	\$	0.00
Cash - Trust		3,721,566.12		11,449.76
Security Lending Collateral		5,513,056.00		7,938,023.00
Investments - Trust		173,431,045.93		168,135,446.57
Accrued Interest - Trust		108,239.03		99,386.04
Pre-paid Expenses		25,454.20		13,500.00
		<hr/>		<hr/>
Total Assets		182,799,361.28		176,197,805.37
		<hr/>		<hr/>

LIABILITIES

Claims Payable		2,491,866.22		2,497,958.00
Accounts Payable		239,267.96		277,976.39
Security Lending Collateral		5,513,056.00		7,938,023.00
		<hr/>		<hr/>
Total Liabilities		8,244,190.18		10,713,957.39
		<hr/>		<hr/>

Net Assets Held in Trust	\$	174,555,171.10	\$	165,483,847.98
		<hr/> <hr/>		<hr/> <hr/>

F&P Retiree Health Care Fund
Statement of Changes in Plan Net Assets
For the Nine Months Ending June 30, 2010

	Current Month	Current Budget	Year to Date	YTD Budget
Contributions				
Contributions:				
City of San Antonio	\$ 1,715,084.80	1,870,000.00	\$ 17,088,974.08	16,270,560.00
Active	621,031.04	690,228.00	6,180,765.08	5,860,228.00
Retirees	44,994.53	42,300.00	395,927.36	374,388.00
Total Contributions	2,381,110.37	2,602,528.00	23,665,666.52	22,505,176.00
Investment Income:				
Interest	227,765.47	118,000.00	916,807.94	986,500.00
Net Appreciation of Inves	(2,332,516.12)	1,241,000.00	2,548,649.35	10,326,000.00
Other Income	666.14	570.00	68,286.65	3,790.00
Less Investment Expense	(42,397.04)	(45,755.00)	(419,378.38)	(396,275.00)
Net Investment Income	(2,146,481.55)	1,313,815.00	3,114,365.56	10,920,015.00
Total Additions	234,628.82	3,916,343.00	26,780,032.08	33,425,191.00
Deductions				
Benefit Payments	1,802,902.74	1,950,000.00	16,522,531.04	17,360,723.00
General and Administrati	141,038.72	121,503.00	1,186,177.92	1,159,285.00
Total Deductions	1,943,941.46	2,071,503.00	17,708,708.96	18,520,008.00
Net Increase	(1,709,312.64)	1,844,840.00	9,071,323.12	14,905,183.00

July 20, 2010

Expenses Paid since last Board Meeting

2897	AT&T	June '10	367.42
2898	Citibank	June '10	5,374.55
2899	FEG	Apr-Jun 10	47,557.12
2900	SWBC	Jul'10-Jun'11	25,000.00
2901	JCH	Website	89.75
2902	T-Mobil	June '10	83.33
2903	Zurich	Jul'10-Jun'11	625.00

Transferred -80,000.00

Frost	June	309.15
Frost	July	408.51

Expenses to be paid at this Board Meeting

2904	Talcott	June & July '10	\$ 929.84
2905	Andrew Estrada	June & July '10	\$ 144.00
2906	Art Hall	June & July '10	\$ 140.00
2907	AT&T	June '10	\$ 426.96
2908	Cecilia Puga	Per Diem & Mileage	\$ 501.40
2909	Class Designs	June '10	\$ 600.00
2910	Debra Silva	Per Diem	\$ 360.00
2911	Doug Berry	June & July '10	\$ 323.00
2912	Frost Custodial	Apr-Jun 10	\$ 12,624.50
2913	Frost Investments	Apr-Jun 10	\$ 6,032.56
2914	Gerard Clancy	June & July '10	\$ 855.79
2915	Henry Trevino	June & July '10	\$ 787.24
2916	JCH	Website	\$ 20.00
2917	Lee Munder	Apr-Jun 10	\$ 33,414.92
2918	MartinDrought	May & June '10	\$ 44,912.99
2919	Mike Despres	June & July '10	\$ 286.00
2920	Robert Martinez	June & July '10	\$ 518.50
2921	T-Mobil	July '10	<u>83.33</u>

Total \$ 102,775.86



PTRX Rx Claims Performance Report

SA FIRE AND POLICE FUND

Period Covered: 04/01/2009 to 06/30/2010

PTRX Rx Claims Performance Report

SA FIRE AND POLICE FUND

Period Covered: 04/01/2009 to 06/30/2010

Report Contents

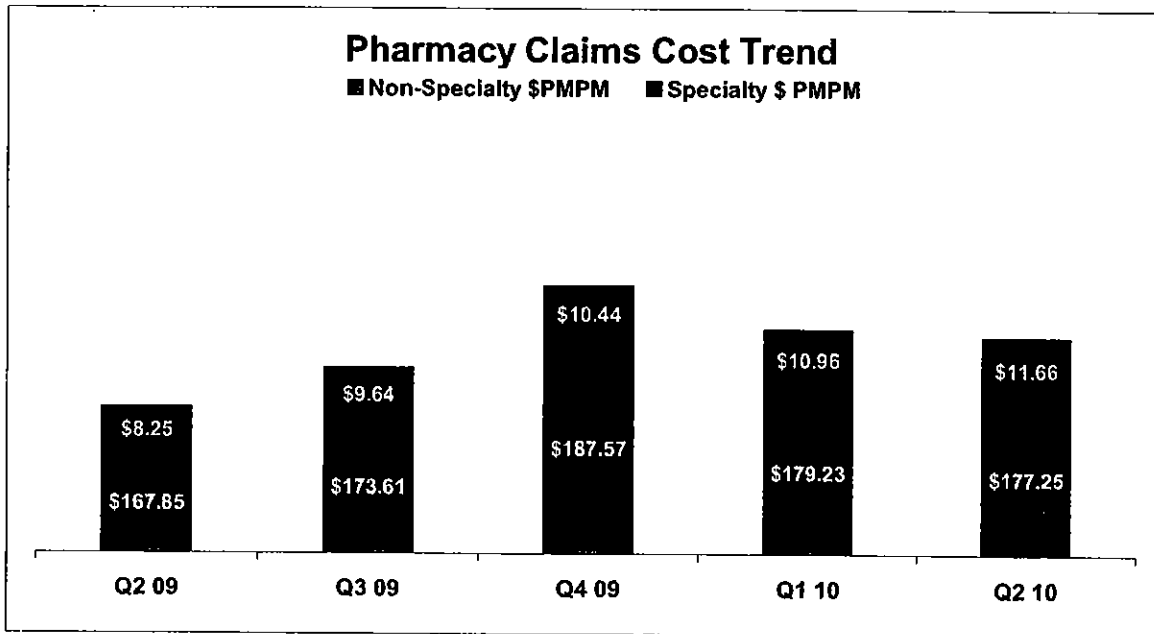
- 3 Executive Summary**
- 4 Member Data**
- 5 Medication Supply**
- 6 Prescription Claims**
- 7 Contribution To Cost**
- 8 Cost Share**
- 9 Top Medication Therapies**
- 10 Top Specialty Medications**
- 11 Top Medications by Cost**
- 12 Top Medications by Rx Count**

PTRX Rx Claims Performance Report

SA FIRE AND POLICE FUND

Period Covered: 4/1/2009 to 6/30/2010

Executive Summary



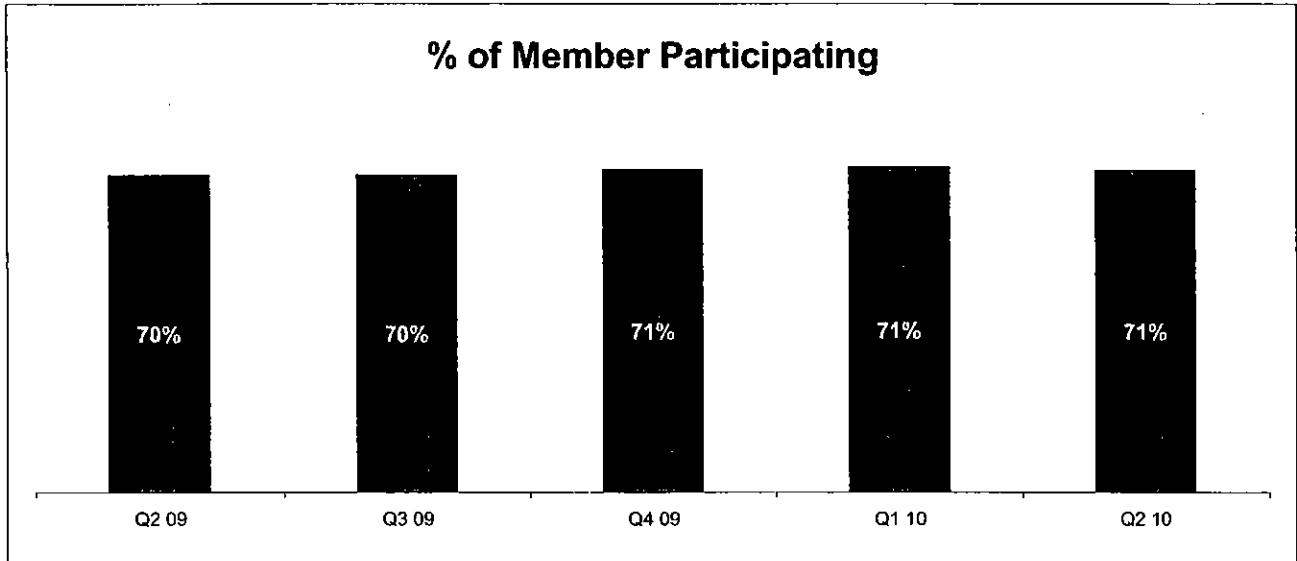
	Q2 09	Q3 09	Q4 09	Q1 10	Q2 10
Average Eligible Members	2954	2973	2976	3010	3064
Total Rx Claims Cost	\$1,560,639	\$1,634,374	\$1,767,828	\$1,717,460	\$1,736,402
\$/PMPM	\$176.10	\$183.25	\$198.01	\$190.19	\$188.90
Specialty \$ PMPM	\$8.25	\$9.64	\$10.44	\$10.96	\$11.66
Non-Specialty \$PMPM	\$167.85	\$173.61	\$187.57	\$179.23	\$177.25
Brand Medication \$PMPM	\$133.65	\$139.54	\$150.68	\$140.28	\$133.35
Generic Medication \$PMPM	\$30.20	\$30.07	\$33.89	\$35.95	\$40.89
Rx Count	13,126	13,316	14,595	13,960	13,940
Generic Utilization	60%	60%	61%	63%	64%
Mail Order Utilization	51%	52%	51%	51%	51%

PTRX Rx Claims Performance Report

SA FIRE AND POLICE FUND

Period Covered: 4/1/2009 to 6/30/2010

Member Data



	Q2 09	Q3 09	Q4 09	Q1 10	Q2 10
Average Eligible Members	2,954	2,973	2,976	3,010	3,064
Participating Members	2,058	2,070	2,106	2,146	2,162
% of Member Participating	70%	70%	71%	71%	71%

Participating Member Demographics

	Q2 09	Q3 09	Q4 09	Q1 10	Q2 10
Average Age	58	58	58	58	58
% Female	48%	47%	48%	48%	48%
% Male	52%	53%	52%	52%	52%

Retail Network Participation

	Q2 09	Q3 09	Q4 09	Q1 10	Q2 10
Members Utilizing Retail Network	680	684	695	676	667
% of Total	33%	33%	33%	32%	31%

Mail Order Participation

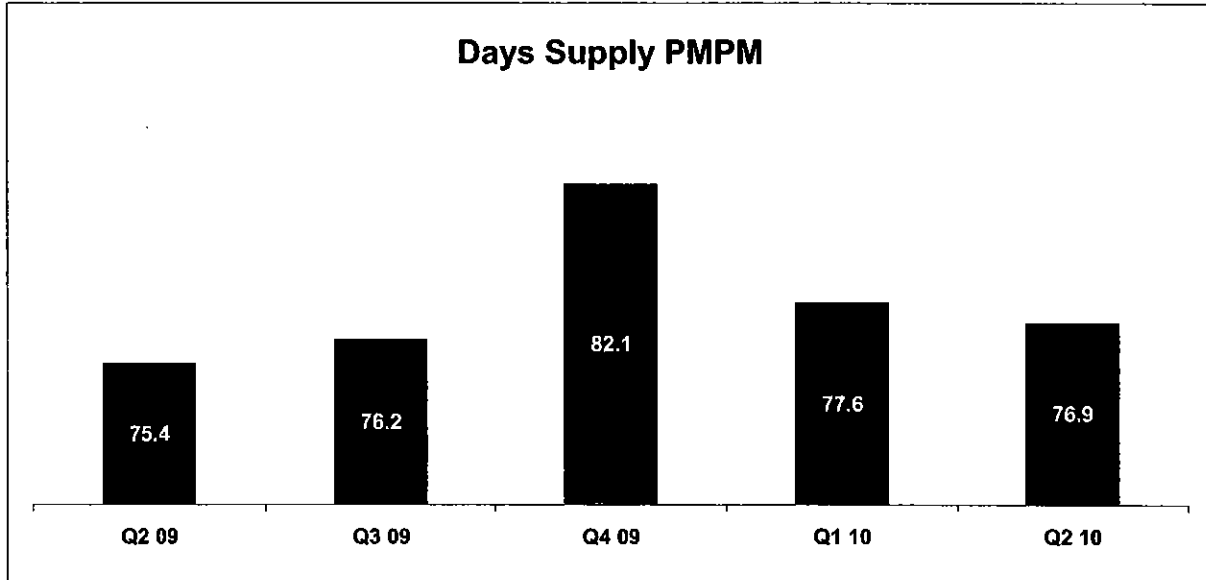
	Q2 09	Q3 09	Q4 09	Q1 10	Q2 10
Members Utilizing Mail Order	1,378	1,386	1,411	1,470	1,495
% of Total	67%	67%	67%	68%	69%

PTRX Rx Claims Performance Report

SA FIRE AND POLICE FUND

Period Covered: 4/1/2009 to 6/30/2010

Medication Supply (Days Supply)



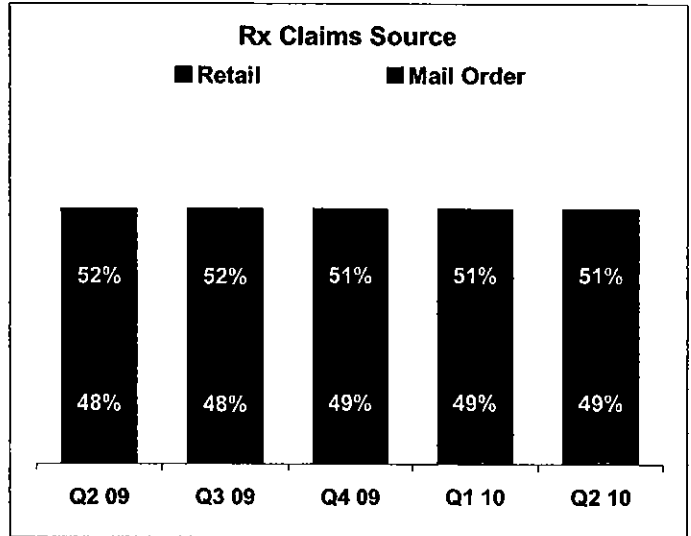
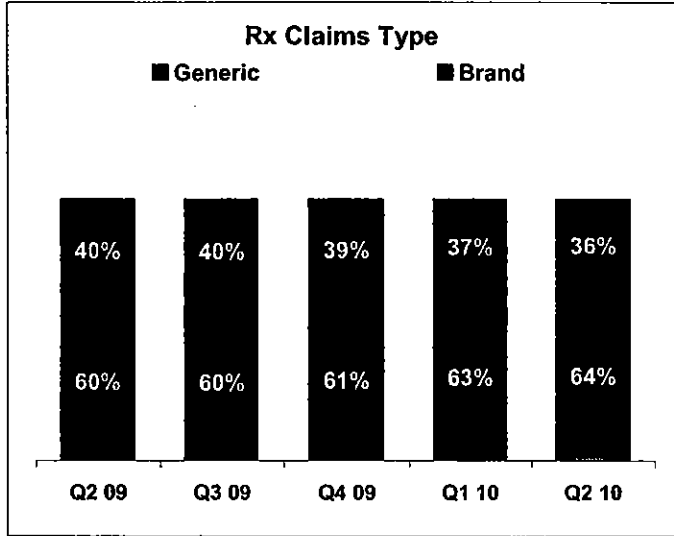
	Q2 09	Q3 09	Q4 09	Q1 10	Q2 10
Average Eligible Members	2,954	2,973	2,976	3,010	3,064
Total Rx Count	13,126	13,316	14,595	13,960	13,940
Total Claims Cost	\$1,525,183	\$1,598,698	\$1,741,044	\$1,690,364	\$1,708,820
Total Day Supply Dispensed	667,819	680,029	733,337	701,133	706,665
Days Supply per Rx	51	51	50	50	51
Total Cost Per Days Supply	\$2.28	\$2.35	\$2.37	\$2.41	\$2.42
Days Supply PMPM	75.4	76.2	82.1	77.6	76.9
Maintenance Medications (excl. Specialty)	9,084	9,253	9,843	9,320	9,552
Utilizing Members	1,834	1,862	1,900	2,008	2,010
Total Cost	\$1,143,595	\$1,186,722	\$1,280,683	\$1,256,633	\$1,276,988
Total Day Supply	549,796	558,414	597,966	568,425	576,889
% of Total	82%	82%	82%	81%	82%
Days Supply Per Utilizing Member Per Month	99.93	99.97	104.91	94.36	95.67
Cost per Day Supply	\$2.08	\$2.13	\$2.14	\$2.21	\$2.21
Acute Medications (excl. Specialty)	4,000	4,021	4,704	4,594	4,343
Utilizing Members	1,308	1,330	1,436	1,602	1,535
Total Cost	\$308,471	\$326,022	\$367,130	\$334,728	\$324,675
Total Day Supply	116,797	120,335	133,911	131,325	128,306
% of Total	17%	18%	18%	19%	18%
Days Supply Per Utilizing Member Per Month	89.29	90.48	93.25	81.98	83.59
Cost per Day Supply	\$2.64	\$2.71	\$2.74	\$2.55	\$2.53

PTRX Rx Claims Performance Report

SA FIRE AND POLICE FUND

Period Covered: 4/1/2009 to 6/30/2010

Rx Claims



	Q2 09	Q3 09	Q4 09	Q1 10	Q2 10
Average Eligible Members	2,954	2,973	2,976	3,010	3,064
Total Rx Count	13,126	13,316	14,595	13,960	13,940
Rx Per Member Per Month	1.48	1.49	1.63	1.55	1.52

Rx Claims - Type

	Q2 09	Q3 09	Q4 09	Q1 10	Q2 10
Brand	40%	40%	39%	37%	36%
Generic	60%	60%	61%	63%	64%

Rx Claims - Source

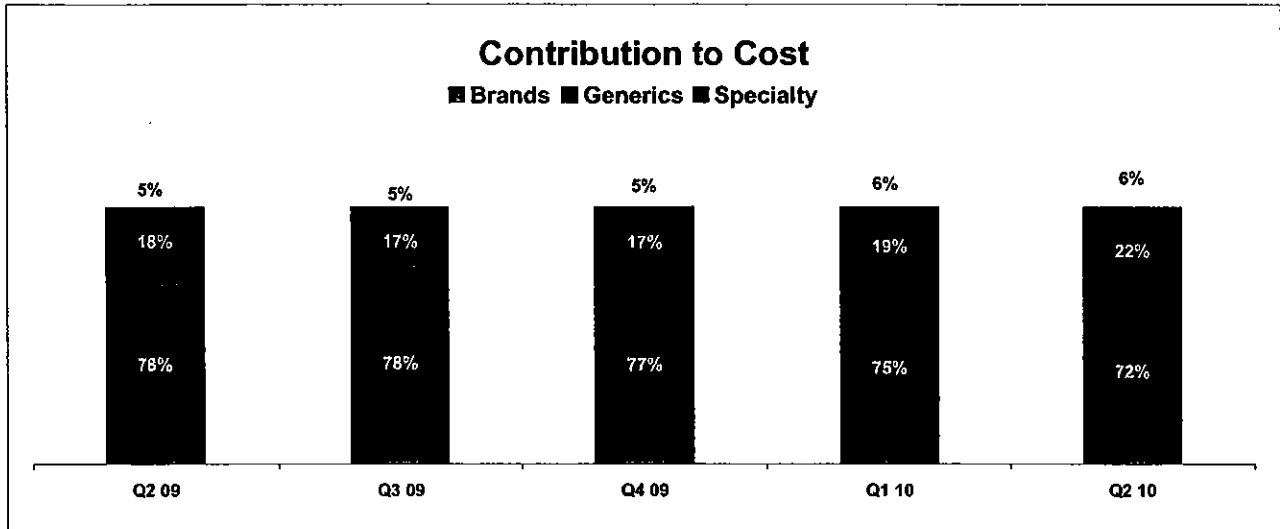
	Q2 09	Q3 09	Q4 09	Q1 10	Q2 10
Retail	48%	48%	49%	49%	49%
Mail Order	52%	52%	51%	51%	51%

PTRX Rx Claims Performance Report

SA FIRE AND POLICE FUND

Period Covered: 4/1/2009 to 6/30/2010

Contribution to Cost



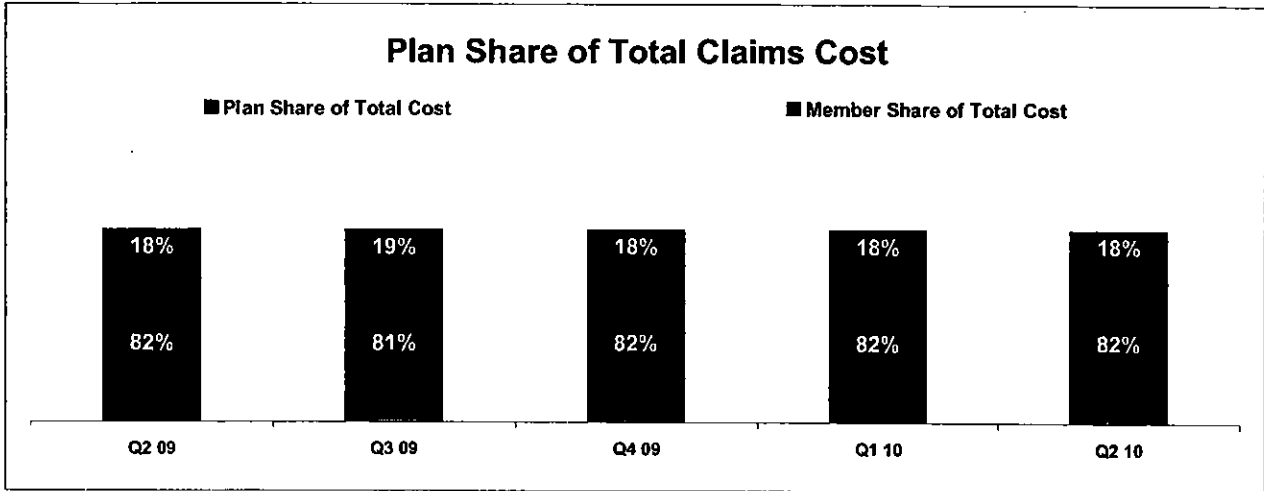
	Q2 09	Q3 09	Q4 09	Q1 10	Q2 10
Average Eligible Members	2,954	2,973	2,976	3,010	3,064
Total Rx Count	13,126	13,316	14,583	13,960	13,940
Rx Per Member Per Month	1.48	1.49	1.63	1.55	1.52
Rx Claims - Retail (excl specialty)					
% of Total RX	48%	48%	49%	49%	49%
Avg. \$/Rx -Brand	\$132.65	\$138.24	\$135.77	\$137.65	\$141.00
Avg. \$/Rx -Generic	\$23.89	\$24.01	\$24.52	\$27.21	\$30.62
Rx Claims - Mail Order (excl Specialty)					
% of Total Rx	51%	52%	51%	51%	51%
Avg. \$/RX -Brand	\$300.29	\$306.83	\$316.70	\$331.47	\$341.48
Avg. \$/RX - Generic	\$44.76	\$43.94	\$44.52	\$47.53	\$53.39
Rx Claims - Specialty					
% of Total Rx	0%	0%	0%	0.3%	0.3%
Avg. \$/RX - Brand	\$1,740.88	\$2,046.52	\$1,942.32	\$2,152.25	\$2,381.28
Contribution to Total Claims Cost					
Brands	78%	78%	77%	75%	72%
Generics	18%	17%	17%	19%	22%
Specialty	5%	5%	5%	6%	6%

PTRX Rx Claims Performance Report

SA FIRE AND POLICE FUND

Period Covered: 4/1/2009 to 6/30/2010

Claims Cost Share



	Q2 09	Q3 09	Q4 09	Q1 10	Q2 10
Average Eligible Members	2,954	2,973	2,976	3,010	3,064
Average Eligible Employees	1,505	1,516	1,523	1,549	1,583
Total Rx Claims Cost	\$1,560,639	\$1,634,374	\$1,767,828	\$1,717,460	\$1,736,402
Plan Cost	\$1,274,080	\$1,331,074	\$1,442,665	\$1,407,116	\$1,429,034
Member Cost	\$286,559	\$303,300	\$325,164	\$310,344	\$307,368
Total Rx Claims Cost PMPM	\$176.10	\$183.25	\$198.01	\$190.19	\$188.90
Plan Cost \$ PMPM	\$143.77	\$149.24	\$161.59	\$155.83	\$155.46
Member Cost PMPM	\$32.34	\$34.01	\$36.42	\$34.37	\$33.44
Plan Share of Total Cost	82%	81%	82%	82%	82%
Member Share of Total Cost	18%	19%	18%	18%	18%
Total Rx Claims Cost PEPM	\$345.66	\$359.36	\$386.92	\$369.58	\$365.64
Plan Cost \$ PEPM	\$282.19	\$292.67	\$315.75	\$302.80	\$300.91
Member Cost PEPM	\$63.47	\$66.69	\$71.17	\$66.78	\$64.72
Rx Claims Cost PMPM - Brands (excl. Specialty)	\$133.65	\$139.54	\$150.68	\$140.28	\$133.35
Plan Cost \$ PMPM	\$104.35	\$108.90	\$117.84	\$109.54	\$103.73
Member Cost PMPM	\$29.31	\$30.64	\$32.84	\$30.74	\$29.62
Plan Share of Total Cost	78%	78%	78%	78%	78%
Rx Claims Cost PMPM- Generics	\$30.20	\$30.07	\$33.89	\$35.95	\$40.89
Plan Cost \$ PMPM	\$28.82	\$28.61	\$32.36	\$34.48	\$39.40
Member Cost PMPM	\$1.38	\$1.46	\$1.53	\$1.47	\$1.50
Plan Share of Total Cost	95%	95%	95%	96%	96%
Rx Claims Cost PMPM- Specialty Medications	\$8.25	\$9.64	\$10.44	\$10.96	\$11.66
Plan Cost \$ PMPM	\$6.60	\$7.73	\$8.39	\$8.81	\$9.34
Member Cost PMPM	\$1.65	\$1.91	\$2.05	\$2.15	\$2.32
Plan Share of Total Cost	80%	80%	80%	80%	80%

PTRX Rx Claims Performance Report

SA FIRE AND POLICE FUND

Period Covered: 04/01/2010 to 06/30/2010

Top 20 Therapies ranked by Total Cost

Therapy	# Members	Rx Ct.	Member Cost	Plan Cost	Total Cost
Cardiovascular Disease	1488	4555	\$95,205	\$401,945	\$497,150
Diabetes	409	1091	\$38,169	\$153,385	\$191,554
GERD & Ulcers	492	745	\$18,956	\$108,273	\$127,229
Pain Management	604	1304	\$8,367	\$79,471	\$87,839
Depression	364	607	\$16,579	\$61,609	\$78,189
Asthma/COPD	197	340	\$16,321	\$60,512	\$76,833
Genitourinary disorders	238	395	\$9,268	\$53,721	\$62,989
Cancer	40	68	\$11,879	\$47,291	\$59,170
Women's Health	306	498	\$11,463	\$44,653	\$56,116
Hematologic Diseases/Disorders	156	244	\$11,846	\$43,057	\$54,903
Allergic rhinitis/cough/cold	406	628	\$5,674	\$43,951	\$49,625
Dermatologic Diseases/Disorders	227	315	\$5,729	\$37,766	\$43,495
Rheumatic Diseases/Disorders	12	26	\$8,217	\$33,102	\$41,320
Ophthalmic Disease/Disorders	165	257	\$6,575	\$28,234	\$34,810
Seizure Disorders	154	276	\$6,277	\$23,087	\$29,364
Infectious Disease	439	575	\$2,644	\$21,012	\$23,656
Other GI Diseases/Disorders	137	202	\$4,489	\$19,085	\$23,573
Multiple Sclerosis	2	9	\$4,132	\$15,462	\$19,594
Miscellaneous Endocrine Diseases	174	209	\$3,291	\$14,437	\$17,728
Sleep Disorders	138	210	\$3,275	\$14,172	\$17,447

PTRX Rx Claims Performance Report

SA FIRE AND POLICE FUND

Period Covered: 04/01/2010 to 06/30/2010

Top 20 Specialty Medications ranked by Total Cost

Medication	# Members	Rx Ct.	Member Cost	Plan Cost	Total Cost
GLEEVEC TAB 100MG	1	3	\$4,446	\$17,783	\$22,228
ENBREL SRCLK INJ 50MG/ML	4	7	\$3,095	\$12,380	\$15,475
SPRYCEL TAB 70MG	1	4	\$2,922	\$11,686	\$14,608
AVONEX PREFL KIT 30MCG	1	3	\$1,642	\$6,567	\$8,209
BETASERON INJ 0.3MG	1	3	\$1,632	\$6,529	\$8,161
HUMIRA KIT 40MG/0.8	1	4	\$1,327	\$5,309	\$6,636
ENBREL INJ 25MG	1	3	\$1,026	\$4,105	\$5,132
HUMIRA PEN KIT 40MG/0.8	1	3	\$1,007	\$4,029	\$5,036
PEG-INTRON KIT 150 RP	1	2	\$897	\$3,587	\$4,484
SIMPONI INJ 50MG	1	2	\$711	\$2,842	\$3,553
ENBREL INJ 50MG/ML	1	2	\$684	\$2,737	\$3,421
PROVIGIL TAB 200MG	1	1	\$514	\$2,058	\$2,572
AMPYRA TAB 10MG	1	2	\$645	\$1,513	\$2,158
FORTEO SOL 600/2.4	1	2	\$365	\$1,460	\$1,825
RIBAPAK PAK 800/DAY	1	2	\$0	\$1,797	\$1,797
SENSIPAR TAB 30MG	1	1	\$227	\$906	\$1,133
PROVIGIL TAB 100MG	1	1	\$146	\$585	\$731

PTRX Rx Claims Performance Report

SA FIRE AND POLICE FUND

Period Covered: 04/01/2010 to 06/30/2010

Top 20 Medications ranked by Total Cost

Medication	# Members	Rx Ct.	Member Cost	Plan Cost	Total Cost
NEXIUM CAP 40MG	84	112	\$10,666	\$36,495	\$47,161
PLAVIX TAB 75MG	91	124	\$9,821	\$34,767	\$44,588
SINGULAIR TAB 10MG	86	102	\$5,958	\$20,389	\$26,347
LIPITOR TAB 20MG	63	88	\$5,716	\$18,861	\$24,577
TRICOR TAB 145MG	62	71	\$4,839	\$17,852	\$22,691
GLEEVEC TAB 100MG	1	3	\$4,446	\$17,783	\$22,228
PANTOPRAZOLE TAB 40MG	82	113	\$440	\$21,028	\$21,468
LIPITOR TAB 40MG	55	66	\$4,401	\$15,737	\$20,139
CRESTOR TAB 10MG	52	73	\$4,376	\$14,449	\$18,825
LOVAZA CAP 1GM	47	52	\$4,070	\$14,702	\$18,772
LIPITOR TAB 10MG	68	90	\$4,212	\$14,456	\$18,667
ACTOS TAB 45MG	23	25	\$3,525	\$13,359	\$16,884
ACTOS TAB 30MG	23	30	\$3,571	\$12,701	\$16,272
ENBREL SRCLK INJ 50MG/ML	4	7	\$3,095	\$12,380	\$15,475
TAMSULOSIN CAP 0.4MG	86	117	\$110	\$15,200	\$15,310
CYMBALTA CAP 60MG	39	54	\$3,442	\$11,627	\$15,068
SPRYCEL TAB 70MG	1	4	\$2,922	\$11,686	\$14,608
CRESTOR TAB 20MG	40	52	\$3,224	\$10,835	\$14,059
SPIRIVA CAP HANDHLR	25	33	\$2,880	\$10,361	\$13,241
LANTUS INJ 100/ML	33	44	\$3,164	\$10,032	\$13,196

PTRX Rx Claims Performance Report

SA FIRE AND POLICE FUND

Period Covered: 04/01/2010 to 06/30/2010

Top 20 Medications ranked by Total Rx Count


Medication	# Members	Rx Ct.	Patient Cost	Plan Cost	Total Cost
SIMVASTATIN TAB 40MG	192	245	\$450	\$4,300	\$4,750
OMEPRAZOLE CAP 20MG	141	191	\$430	\$5,585	\$6,015
METFORMIN TAB 500MG	101	131	\$290	\$1,889	\$2,179
PLAVIX TAB 75MG	91	124	\$9,821	\$34,767	\$44,588
SIMVASTATIN TAB 20MG	103	122	\$170	\$2,053	\$2,223
HYDROCO/APAP TAB 5-500MG	98	118	\$0	\$844	\$844
AZITHROMYCIN TAB 250MG	113	117	\$0	\$2,035	\$2,035
TAMSULOSIN CAP 0.4MG	86	117	\$110	\$15,200	\$15,310
PANTOPRAZOLE TAB 40MG	82	113	\$440	\$21,028	\$21,468
NEXIUM CAP 40MG	84	112	\$10,666	\$36,495	\$47,161
LISINOPRIL TAB 10MG	69	107	\$291	\$1,124	\$1,415
SINGULAIR TAB 10MG	86	102	\$5,958	\$20,389	\$26,347
HYDROCHLOROT TAB 25MG	77	95	\$80	\$656	\$736
METOPROLOL TAB 50MG ER	69	92	\$200	\$6,051	\$6,251
ZOLPIDEM TAB 10MG	67	92	\$0	\$1,313	\$1,313
FLUTICASONE SPR 50MCG	91	92	\$0	\$4,787	\$4,787
LIPITOR TAB 10MG	68	90	\$4,212	\$14,456	\$18,667
FEXOFENADINE TAB 180MG	73	88	\$0	\$6,975	\$6,975
LIPITOR TAB 20MG	63	88	\$5,716	\$18,861	\$24,577
LISINOPRIL TAB 20MG	69	88	\$134	\$1,334	\$1,468

Pharmacy Cost Projections

San Antonio Fire and Police Fund

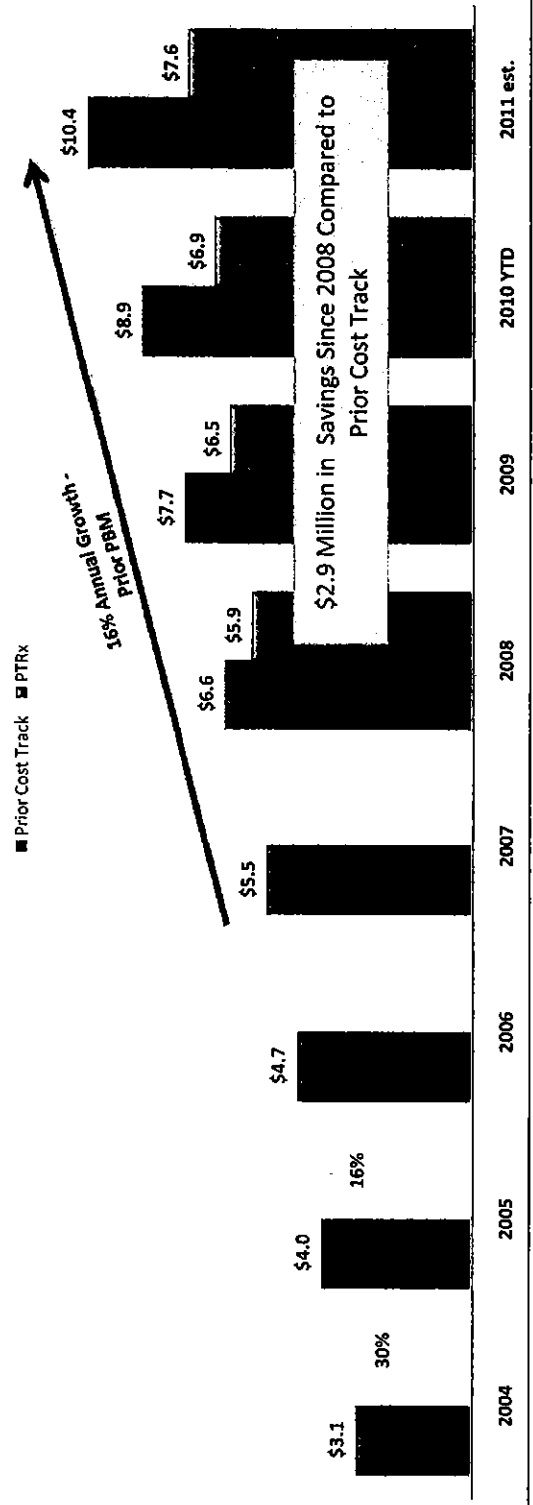
PMPM

(Prior Cost Track = 12% Annual Increase in Per Member Per Month Costs and a 4% average annual increase in members)



Total Cost

(in millions)



Popular Brand Name Medication	Cost for 30 Day Supply		\$ Increase	%
	2009	2010		
NEXIUM 40 MG CAPSULE	\$157.81	\$170.15	\$12.34	7.8%
LIPITOR 20 MG TABLET	\$120.56	\$128.53	\$7.97	6.6%
CRESTOR 20 MG TABLET	\$108.02	\$122.50	\$14.48	13.4%
VYTORIN 10-20 MG TABLET	\$97.23	\$108.75	\$11.52	11.8%
CELEBREX 200 MG CAPSULE	\$111.18	\$116.32	\$5.14	4.6%
CLARINEX 5 MG TABLET	\$111.49	\$117.65	\$6.16	5.5%
AMBIEN CR 12.5 MG TABLET	\$147.94	\$161.97	\$14.03	9.5%
LUNESTA 2 MG TABLET	\$145.95	\$175.08	\$29.13	20.0%
XYZAL 5 MG TABLET	\$79.21	\$90.07	\$10.86	13.7%
Average	\$119.93	\$132.34	\$12.40	10.3%


5/19/2010

Manager	YTD Return	Current Value	% of Fund	Target Allocation	(Over)/Under Weight	Scheduled Transfers	Value After Transfers	New % of Fund
11 Cash	Now	259,482.96					259,482.96	
Long Term								
22 Lazard	Now	0.00	0.00%	0.00%	0.00	0.00	0.00	0.00%
61 Cash	Now	11,747,851.22	6.63%	4.00%	(4,660,941.59)	(28,932.08)	11,718,919.14	6.61%
		11,747,851	6.63%					
72 Silver Creek	6/30	12,914,057.00	7.29%	6.00%	(2,283,692.55)	0.00	12,914,057.00	7.29%
73 Kingdon	7/16	12,689,476.68	7.16%	7.00%	(287,384.82)	0.00	12,689,476.68	7.16%
74 Clovis	6/30	11,009,737.00	6.21%	7.00%	1,392,354.86	0.00	11,009,737.00	6.21%
		36,613,271	20.67%					
62 RMK	3/31	18,000,139.00	10.16%	10.00%	(282,864.92)	0.00	18,000,139.00	10.16%
63		0.00	0.00%	2.00%	3,543,454.82	0.00	0.00	0.00%
84 Quellos	12/31	2,320,168.00	1.31%	2.00%	1,223,286.82	0.00	2,320,168.00	1.31%
85 Blue Tip	3/31	2,049,834.00	1.16%	2.00%	1,493,620.82	0.00	2,049,834.00	1.16%
		22,370,141	12.63%					
34 RREEF	6/29	7,463,560.00	4.21%	5.00%	1,395,077.04	(71,067.92)	7,392,492.08	4.17%
58 Aureus Global	12/31	4,066,365.04	2.30%	5.00%	4,792,272.00	0.00	4,066,365.04	2.30%
59 Metropolitan	12/31	9,446,483.00	5.33%	7.00%	2,955,608.86	0.00	9,446,483.00	5.33%
60 Liquid RE	12/31	3,800,939.39	2.15%	3.00%	1,514,242.83	0.00	3,800,939.39	2.15%
		24,777,347	13.98%					
81 Portfolio Advisor	3/31	13,739,852.00	7.76%	7.00%	(1,337,760.14)	0.00	13,739,852.00	7.76%
82 VCFA	3/30	2,148,585.00	1.21%	1.50%	509,006.11	0.00	2,148,585.00	1.21%
83 HLM Venture II	3/30	1,182,972.00	0.67%	0.50%	(297,108.30)	100,000.00	1,282,972.00	0.72%
86 Cap Int	3/31	7,303,969.00	4.12%	3.00%	(1,988,786.78)	0.00	7,303,969.00	4.12%
87 Catalyst	6/30	13,707,387.00	7.74%	5.00%	(4,848,749.96)	0.00	13,707,387.00	7.74%
88 Vedanta	12/31	4,573,616.00	2.58%	2.00%	(1,030,161.18)	0.00	4,573,616.00	2.58%
89 Longroad		200,961.10	0.11%	1.00%	1,570,766.31	0.00	200,961.10	0.11%
		42,857,342	24.19%					
43 Lee Munder	Now	14,832,978.80	8.37%	7.00%	(2,430,886.94)	0.00	14,832,978.80	8.37%
52 ICC	Now	10,126,414.45	5.72%	6.00%	503,950.00	0.00	10,126,414.45	5.72%
55 Thornburg	Now	13,847,395.11	7.82%	7.00%	(1,445,303.25)	0.00	13,847,395.11	7.82%
		38,806,788	21.90%					
		177,172,740.79		100.00%		0.00	177,172,740.79	
		177,432,223.75				0.00	177,432,223.75	



FIRE AND POLICE RETIREE HEALTH CARE FUND, SAN ANTONIO

AGENDA
BOARD OF TRUSTEES MEETING
FIRE AND POLICE RETIREE HEALTH CARE FUND
Tuesday July 20, 2010 – 9:00 a.m.



1. Call to Order:
2. Roll call:
3. EXECUTIVE SESSION (Discussion only – Closed to Public):
The Board of Trustees may close the meeting to the public at any time and hold an Executive Session pursuant to the Texas Open Meetings Act, Chapter 551.071 and 551.072 of the Texas Government Code. Such Act provides for Executive Session on any matter to be considered during the meeting as it relates to consultation with attorneys, real property, personnel and other matters. While any matter on the Agenda may also be discussed, these specific matters will be discussed with counsel in Executive Session:
 - Orozco Lawsuit
 - Leasing of Office Space
4. Minutes – Discussion and possible action on May 18, 2010 minutes:
5. Committee Reports (discussion and possible action):
 - a. Investments:
 - Update on ICC Capital Management
 - b. Personnel/Audit:
 - Update on staffing
 - c. Benefits:
 - Presentation of PTRX Quarterly Report
 - d. Legislative:
6. Administrative Report (discussion and possible action):
 - a. Financial reports for May 2010 and June 2010 and list of expenditures
 - b. Update on Parkway Center
 - c. Update on Contribution Rates

RECEIVED
CITY OF SAN ANTONIO
CITY CLERK

2010 JUL 15 AM 11:26

7. Consultant Reports (discussion and possible action):

- a. Legal: Report by Frank Burney.
- b. Standards of Conduct

8. Educational Opportunities (discussion and possible action):

- IFEBP Benefit Communication and Technology Institute
- TEXPERS 2010 Summer Educational Forum
- IFEBP 56th Annual Employee Benefits Conference

9. Other Items requiring Board Action:

10. Members to be heard:

11. Adjournment:

NOTE:

Enumerated agenda items are assigned numbers for ease of reference only and will not necessarily be considered by the Board in that particular order. For those who need assistance due to physical challenges, accommodations can be made by contacting James Bounds at 220-1385.